



NEED HELP GETTING
STARTED?

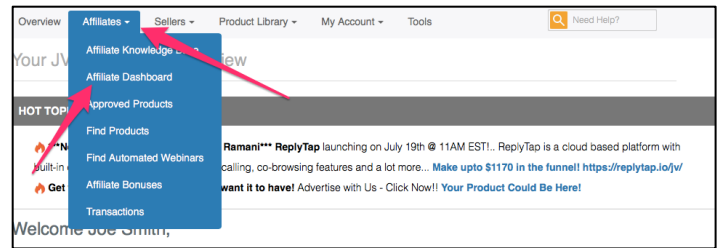
**Affiliate's Finding Products,
Request to Promote &
Approval Product Guide**



Affiliate's Finding Products, Request to Promote & Approval Product Guide

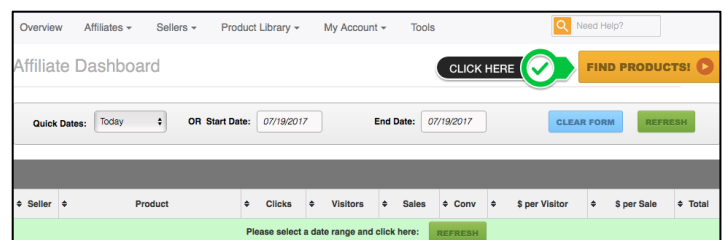
Step 1: Affiliates Dashboard

To get to the Affiliates Dashboard you will want to click on the *Affiliates* tab located in the menu bar and then click on *Affiliates Dashboard*.

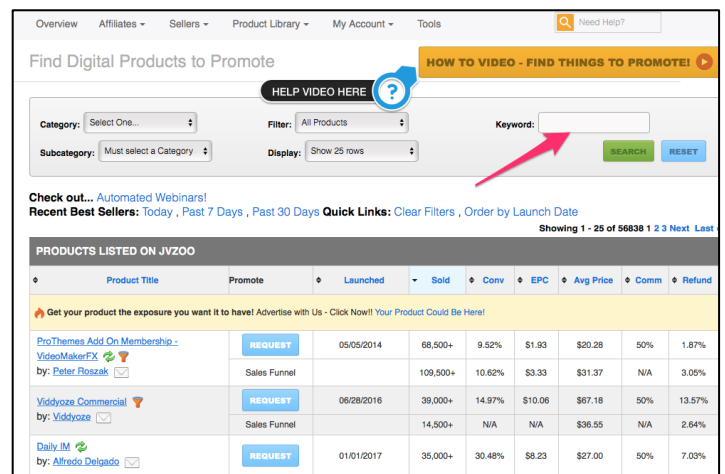


Step 2: Find Products

While inside the Affiliates Dashboard, you will see a yellow button labeled *Find Products*. You will want to click this button to find products for you to promote.



You will now see all the current products here at JVZoo. Products that are being sold can be searched with the search field or sorted by any of the categories listed below.



Product Title

Name of the product being sold.

Promote

Shows where the affiliate/associate can request to promote the products being sold and shows if the product is currently using a sales funnel.

Launched

Date that the product was launched.

Sold

The amount of units that were sold.



WSO - This icon indicates that the product is part of the Warrior Special Offers
Funnel - This icon indicates that the product is part of a sales funnel.
Mail - This icon indicates the product will require the affiliate/associate to send and message to the seller to be approved to sell this product.



Conversion

Amount of successful units sold through the main product page or through the sales funnel.

EPC (Earnings per Click)

Amount of products that are being sold every time someone clicks on your site.

Average Price

Average amount the product has cost the buyer over the history of the product.

Commission

Percent given to affiliates for promoting this product.

Refund

This is the percent of money returned to the buyer.

Products can also be sorted out by the *Recent Best Seller* and *Quick Links* categories that are listed above the products. Those options include: Webinars, WSOs Only (Warrior Special Offers), Order by Launch Date, Best Sellers Today, Past 7 Days and Past 30 Days.

JVZoo Top Sellers

You will be able to see all the Top 10 Sellers for Today's, Yesterdays, 7 Days and 30 Days. More information is available for each product by clicking on the title of the product or the Affiliate Detail link.

Overview Affiliates Sellers Product Library My Account Tools

Find Digital Products to Promote

Category: Select One... Filter: All Products Keyword: Search

Subcategory: Must select a Category Display: Show 25 rows

Check out... Automated Webinars! Recent Best Sellers: Today, Past 7 Days, Past 30 Days Quick Links: Clear Filters, Order by Launch Date

PRODUCTS LISTED ON JVZOO

Product Title	Promote	Launched	Sold	Conv	EPC	Avg Price	Comm	Refund
ProThemes Add On Membership : by: Peter Rozsak	REQUEST	05/05/2014	68,500+	9.52%	\$1.93	\$20.28	50%	1.87%
VideoMakerFX by: Peter Rozsak	Sales Funnel		109,500+	10.62%	\$3.33	\$31.37	N/A	3.05%
Viddyoze Commercial by: Viddyoze	REQUEST	06/28/2016	39,000+	14.97%	\$10.06	\$67.18	50%	13.57%
Daily IM by: Alfredo Delgado	Sales Funnel		14,500+	N/A	N/A	\$36.55	N/A	2.64%
Daily IM by: Alfredo Delgado	REQUEST	01/01/2017	35,000+	30.48%	\$8.23	\$27.00	50%	7.03%

Overview Affiliates Sellers Product Library My Account Tools

Find Digital Products to Promote

Category: Select One... Filter: All Products Keyword: Search

Subcategory: Must select a Category Display: Show 25 rows

Check out... Automated Webinars! Recent Best Sellers: Today, Past 7 Days, Past 30 Days Quick Links: Clear Filters, Order by Launch Date

PRODUCTS LISTED ON JVZOO

Product Title	Promote	Launched	Sold	Conv	EPC	Avg Price	Comm	Refund
ProThemes Add On Membership : by: Peter Rozsak	REQUEST	05/05/2014	68,500+	9.52%	\$1.93	\$20.28	50%	1.87%
VideoMakerFX by: Peter Rozsak	Sales Funnel		109,500+	10.62%	\$3.33	\$31.37	N/A	3.05%
Viddyoze Commercial by: Viddyoze	REQUEST	06/28/2016	39,000+	14.97%	\$10.06	\$67.18	50%	13.57%
Daily IM by: Alfredo Delgado	Sales Funnel		14,500+	N/A	N/A	\$36.55	N/A	2.64%
Daily IM by: Alfredo Delgado	REQUEST	01/01/2017	35,000+	30.48%	\$8.23	\$27.00	50%	7.03%

Top Sellers Today

Rank	Product	Details
#1	On Sale	Affiliate Details
#2	Smartphone Upgrade - Templates	Affiliate Details
#3	VideoMakerFX	Affiliate Details
#4	Unleash	Affiliate Details
#5	Copy Kit	Affiliate Details
#6	ProThemes - Home Studio On A Budget Video Course with P.O.	Affiliate Details
#7	ProThemes - Traffic Funnel	Affiliate Details
#8	How To Run Your Own Business In Just 90 Minutes A Day	Affiliate Details
#9	ProThemes - Commercial	Affiliate Details
#10	ProThemes - Video Studio On A Budget Video Course with P.O.	Affiliate Details

Top Sellers Past 7 Days

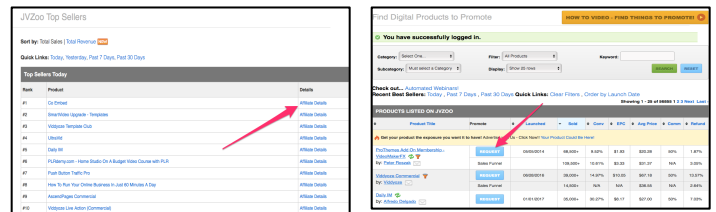
Rank	Product	Details
#1	ProThemes - Commercial	Affiliate Details
#2	ProThemes - Video Studio On A Budget Video Course with P.O.	Affiliate Details
#3	Unleash	Affiliate Details
#4	VideoMakerFX	Affiliate Details
#5	ProThemes - Home Studio On A Budget Video Course with P.O.	Affiliate Details
#6	Copy Kit	Affiliate Details
#7	ProThemes - Traffic Funnel	Affiliate Details
#8	How To Run Your Own Business In Just 90 Minutes A Day	Affiliate Details
#9	ProThemes - Commercial	Affiliate Details
#10	ProThemes - Video Studio On A Budget Video Course with P.O.	Affiliate Details



Requesting To Promote

Step 1: Request

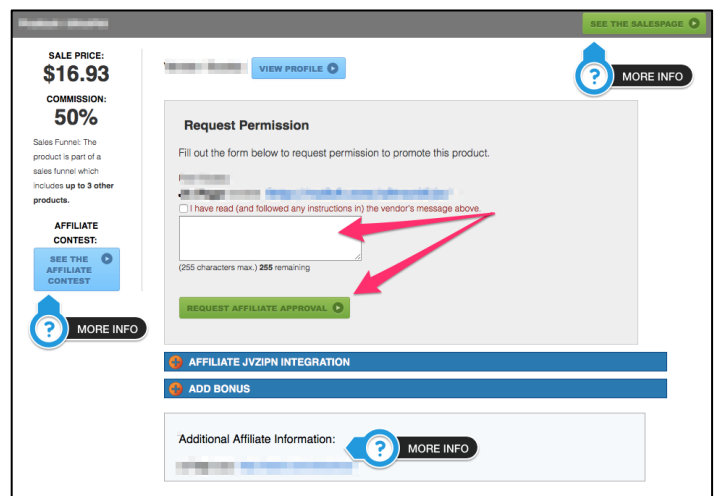
After finding the product that you want to become an affiliate for, either click *Affiliate Details* through the *Top Sellers* page or click *Request* through the *Find Digital Products to Promote*.



Step 2: Affiliate Information

On this page, you will be able to get all the information about the product such as sales price, commission, sales page, seller's profile and additional affiliate information.

To become an affiliate of a product, you will need Request Permission. Fill out the box either with why you want to sell their product or fill out the information that the seller requested. Click the green *Request Affiliate Approval* button after filling out the text box. You will be informed of approval via email.



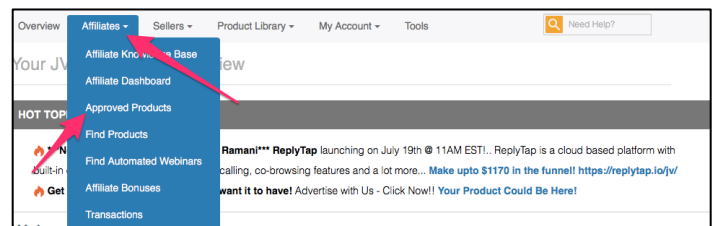


Affiliate Approval Product

If you are approved to be an affiliate for a product, you will see the product in Your Approved Products.

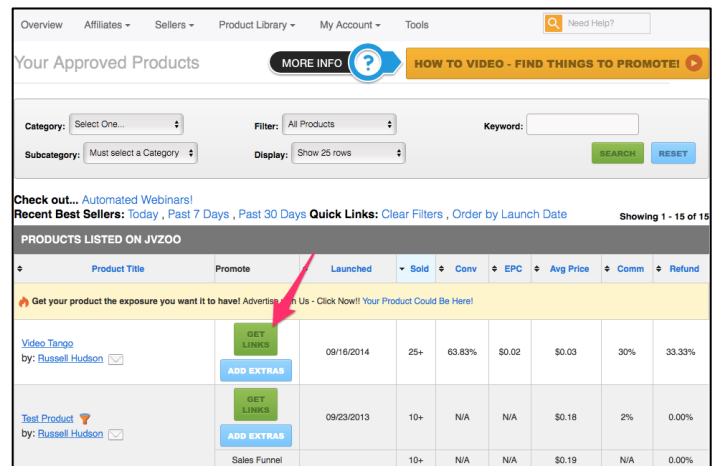
Step 1: Approved Products

Hover over *Affiliate* and click *Approved Products*.



Step 2: Get Links

Click on the green *Get Links*.



Step 3: Copy Links

Copy *Your Affiliate Link*. Use this link to sell the product. Each sold product will be credited to you, as the link is the connection between you and the seller.

